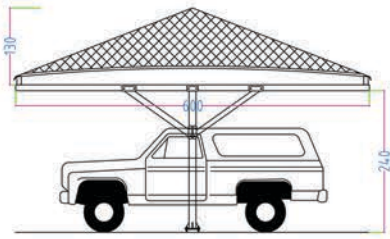
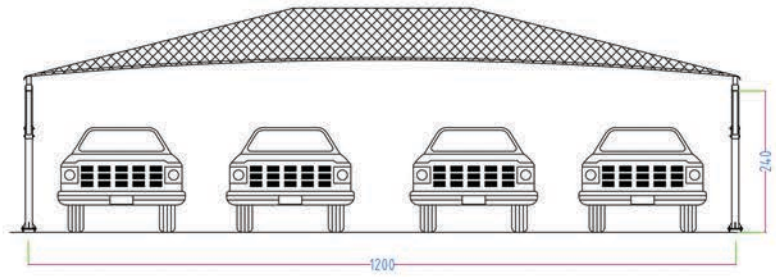


T-CANTILIVERS




Front Elevation



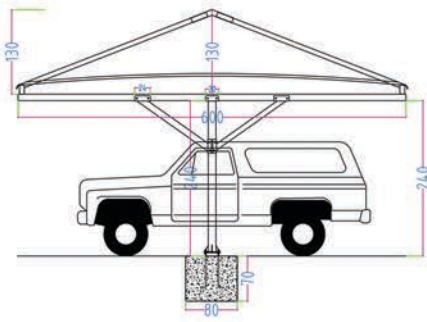
Side Elevation

ENGINEERING DATA: Structures are engineered to meet or exceed the requirements of International Building Code (IBC), and the following *standard* specifications:

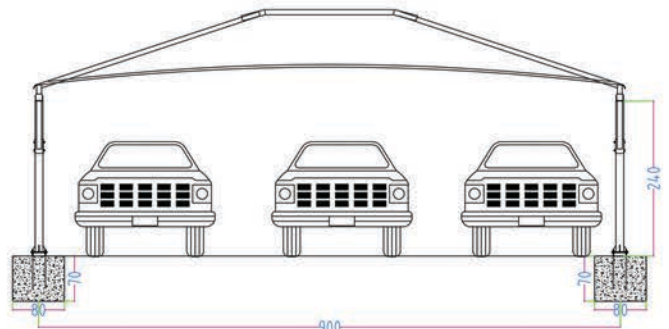
Wind Speed (Frame only):	150 m.p.h.
Wind Speed (Frame w/canopy):	90 m.p.h.
Live Load:	None
Snow Load:	None



Top Elevation

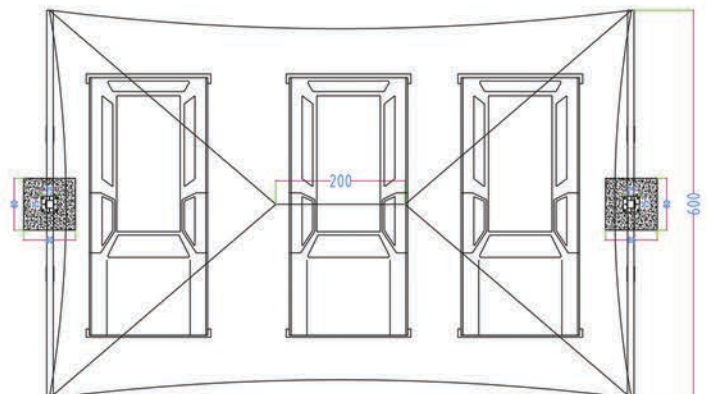


Front Elevation



Side Elevation

Wind Speed (Frame only):	150 m.p.h.
Wind Speed (Frame w/canopy):	90 m.p.h.
Live Load:	None
Snow Load:	None



Top Elevation